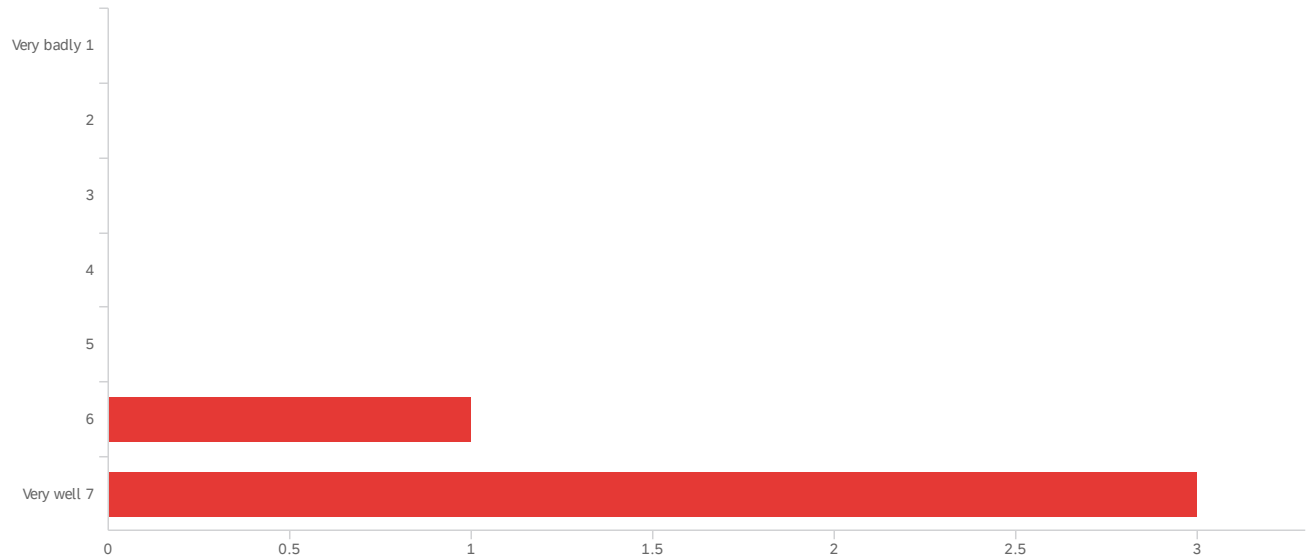


1350 2022 Summer PFF Course Evaluation - 531.2

1350 2022 Summer PFF Course Evaluation

September 22, 2022 2:47 PM PDT

Q1 - 1. How well was the course organized?

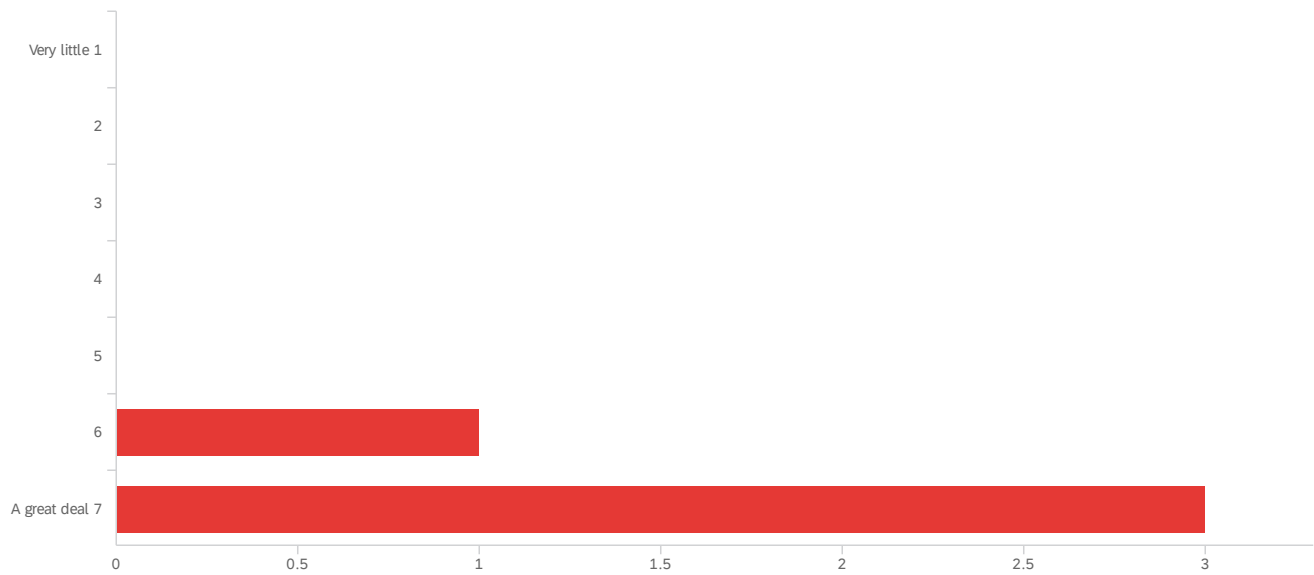


#	Field	Minimum	Maximum	Mean	Std Deviation	Variance	Count
1	1. How well was the course organized?	6.00	7.00	6.75	0.43	0.19	4

#	Field	Choice Count
1	Very badly 1	0.00% 0
2	2	0.00% 0
3	3	0.00% 0
4	4	0.00% 0
5	5	0.00% 0
6	6	25.00% 1
7	Very well 7	75.00% 3
		4

Showing rows 1 - 8 of 8

Q2 - 2. How much did you learn in the course?

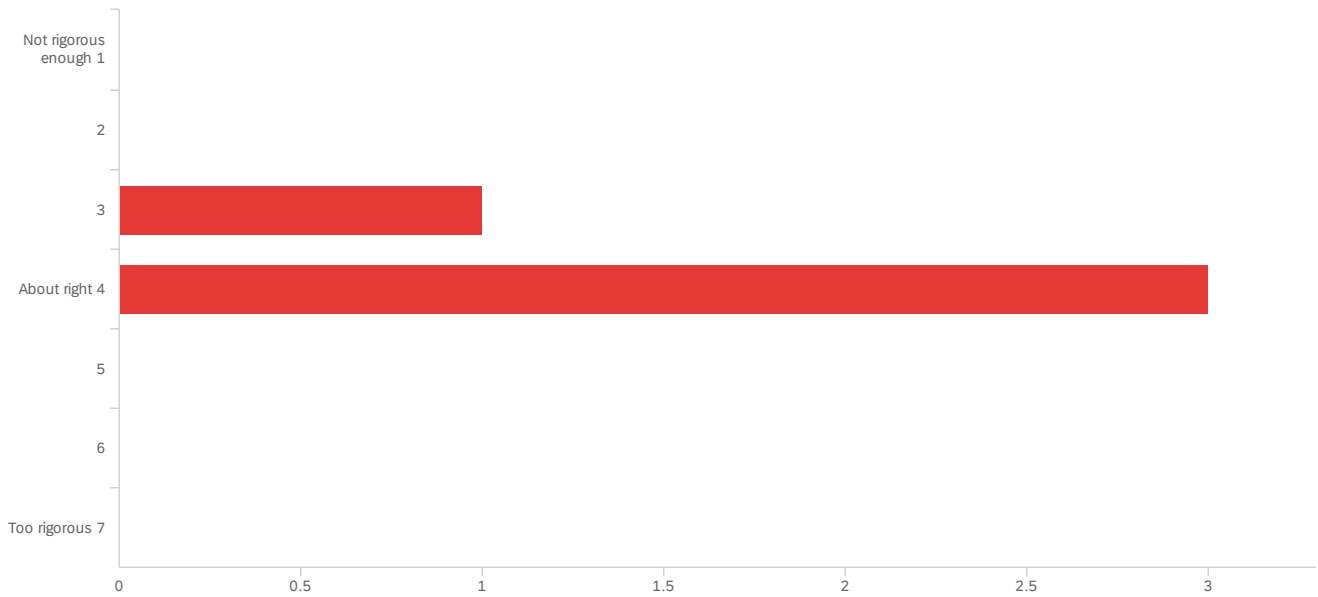


#	Field	Minimum	Maximum	Mean	Std Deviation	Variance	Count
1	2. How much did you learn in the course?	6.00	7.00	6.75	0.43	0.19	4

#	Field	Choice Count
1	Very little 1	0.00% 0
2	2	0.00% 0
3	3	0.00% 0
4	4	0.00% 0
5	5	0.00% 0
6	6	25.00% 1
7	A great deal 7	75.00% 3
		4

Showing rows 1 - 8 of 8

Q3 - 3. How appropriate was the intellectual level of the course?

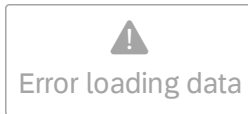


#	Field	Minimum	Maximum	Mean	Std Deviation	Variance	Count
1	3. How appropriate was the intellectual level of the course?	3.00	4.00	3.75	0.43	0.19	4

#	Field	Choice Count
1	Not rigorous enough 1	0.00% 0
2	2	0.00% 0
3	3	25.00% 1
4	About right 4	75.00% 3
5	5	0.00% 0
6	6	0.00% 0
7	Too rigorous 7	0.00% 0
		4

Showing rows 1 - 8 of 8

Q4 - 4. How appropriate was the work load in terms of course requirements?

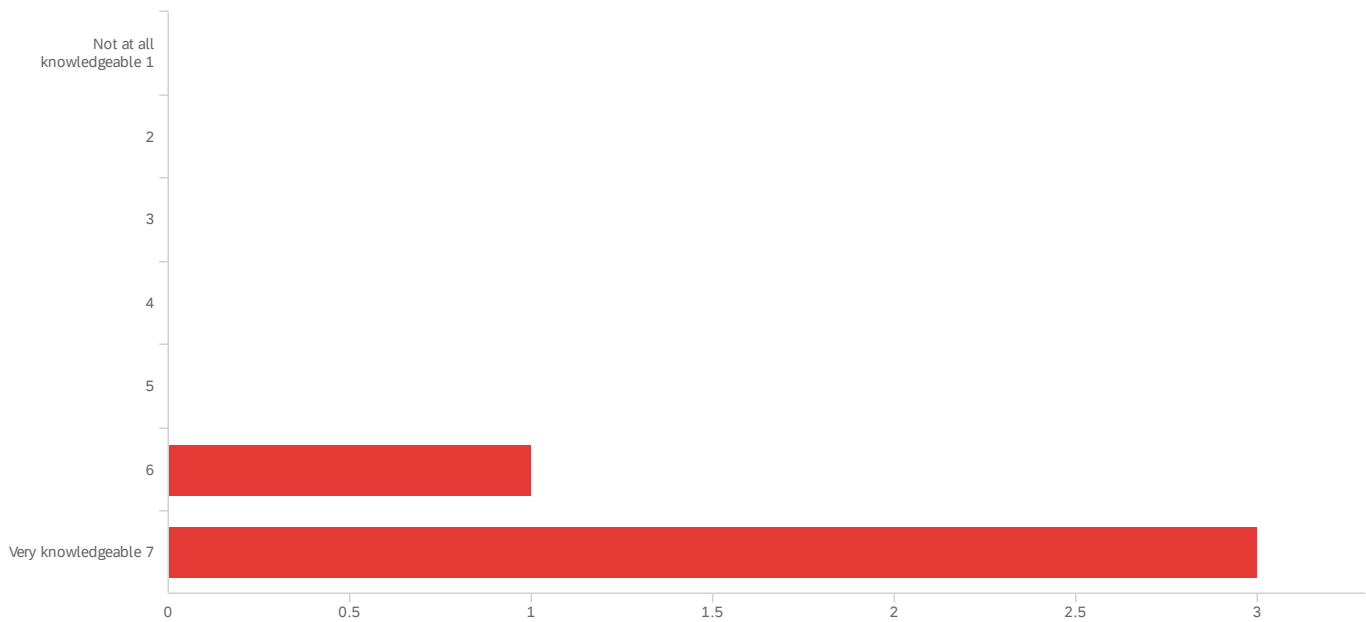


#	Field	Minimum	Maximum	Mean	Std Deviation	Variance	Count
1	4. How appropriate was the work load in terms of course requirements?	4.00	4.00	4.00	0.00	0.00	4

#	Field	Choice Count
1	Not challenging enough 1	0.00% 0
2	2	0.00% 0
3	3	0.00% 0
4	About right 4	100.00% 4
5	5	0.00% 0
6	6	0.00% 0
7	Too demanding 7	0.00% 0
		4

Showing rows 1 - 8 of 8

Q5 - 5. How knowledgeable about the subject matter did the professor seem to be?

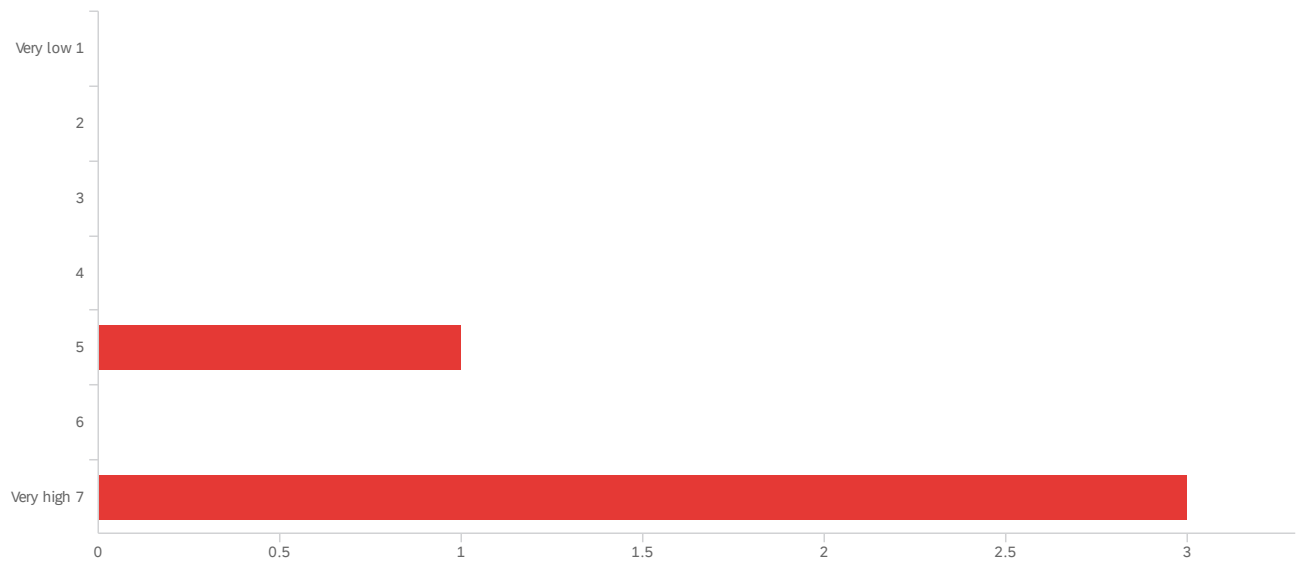


#	Field	Minimum	Maximum	Mean	Std Deviation	Variance	Count
1	5. How knowledgeable about the subject matter did the professor seem to be?	6.00	7.00	6.75	0.43	0.19	4

#	Field	Choice Count
1	Not at all knowledgeable 1	0.00% 0
2	2	0.00% 0
3	3	0.00% 0
4	4	0.00% 0
5	5	0.00% 0
6	6	25.00% 1
7	Very knowledgeable 7	75.00% 3
		4

Showing rows 1 - 8 of 8

Q6 - 6. How do you rate the overall quality of instruction for this course?

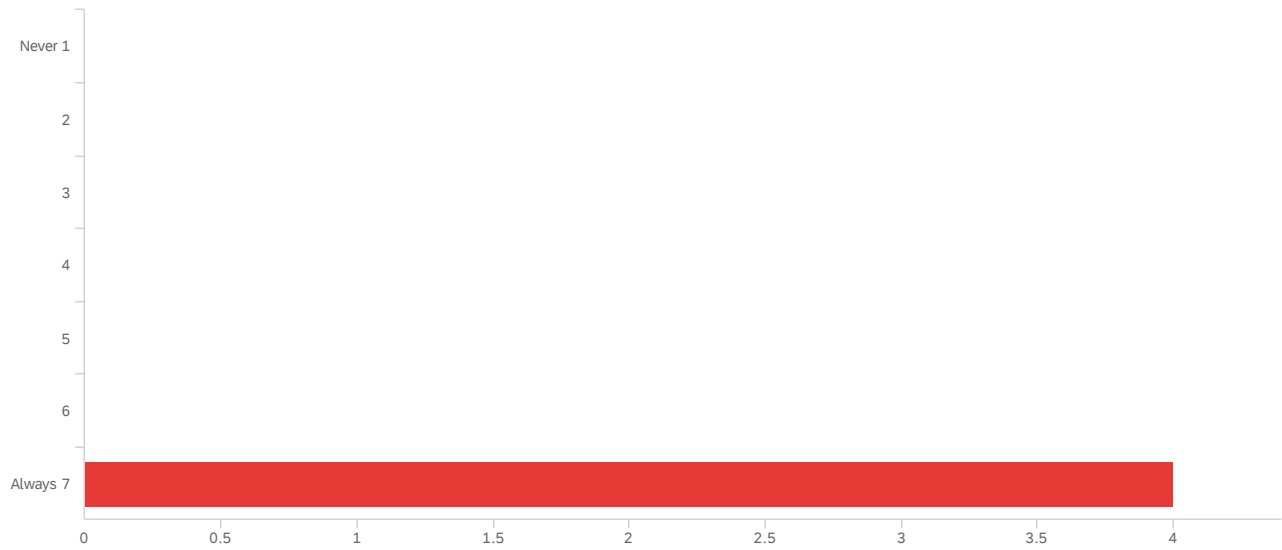


#	Field	Minimum	Maximum	Mean	Std Deviation	Variance	Count
1	6. How do you rate the overall quality of instruction for this course?	5.00	7.00	6.50	0.87	0.75	4

#	Field	Choice Count
1	Very low 1	0.00% 0
2	2	0.00% 0
3	3	0.00% 0
4	4	0.00% 0
5	5	25.00% 1
6	6	0.00% 0
7	Very high 7	75.00% 3
		4

Showing rows 1 - 8 of 8

Q7 - 7. Was the professor accessible for questions, feedback, etc.?

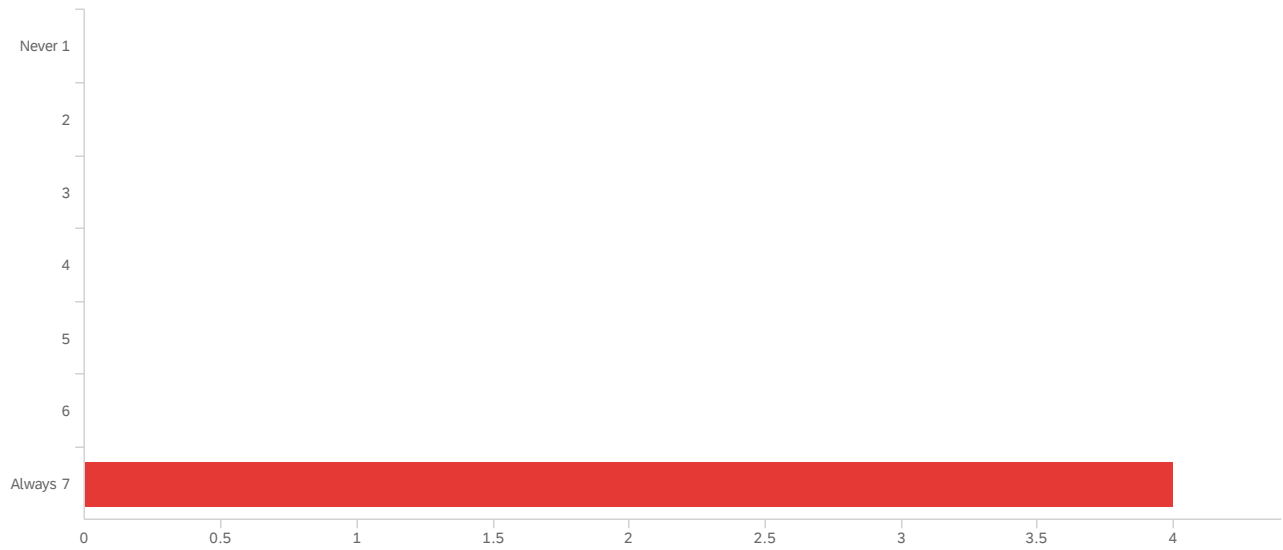


#	Field	Minimum	Maximum	Mean	Std Deviation	Variance	Count
1	7. Was the professor accessible for questions, feedback, etc.?	7.00	7.00	7.00	0.00	0.00	4

#	Field	Choice Count
1	Never 1	0.00% 0
2	2	0.00% 0
3	3	0.00% 0
4	4	0.00% 0
5	5	0.00% 0
6	6	0.00% 0
7	Always 7	100.00% 4
		4

Showing rows 1 - 8 of 8

Q8 - 8. Were class meetings held as scheduled or appropriately rescheduled?

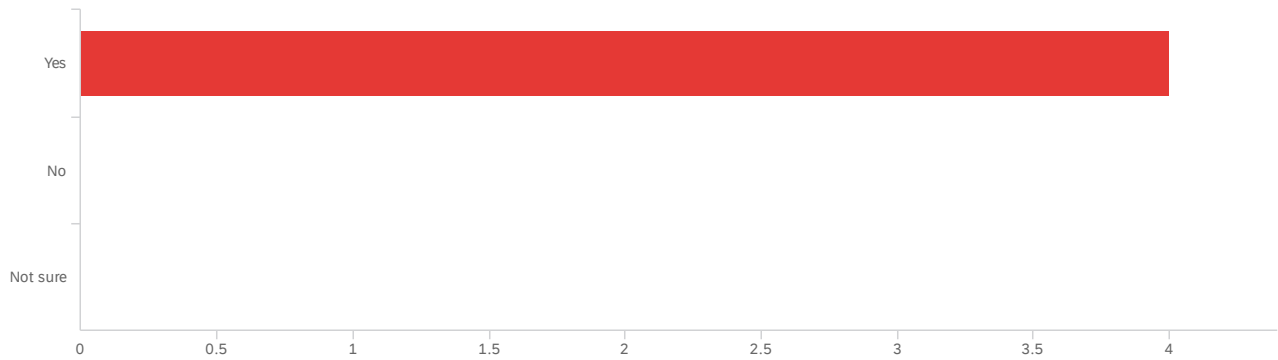


#	Field	Minimum	Maximum	Mean	Std Deviation	Variance	Count
1	8. Were class meetings held as scheduled or appropriately rescheduled?	7.00	7.00	7.00	0.00	0.00	4

#	Field	Choice Count
1	Never 1	0.00% 0
2	2	0.00% 0
3	3	0.00% 0
4	4	0.00% 0
5	5	0.00% 0
6	6	0.00% 0
7	Always 7	100.00% 4
		4

Showing rows 1 - 8 of 8

Q9 - 9. Would you recommend this course with this professor to a friend?



#	Field	Minimum	Maximum	Mean	Std Deviation	Variance	Count
1	9. Would you recommend this course with this professor to a friend?	1.00	1.00	1.00	0.00	0.00	4

#	Field	Choice Count
1	Yes	100.00% 4
2	No	0.00% 0
3	Not sure	0.00% 0
		4

Showing rows 1 - 4 of 4

Q10a - 10a. If you wish, comment on the extent to which the goals of the course have been made clear and the extent to which expectations have been fulfilled.

10a. If you wish, comment on the extent to which the goals of the course ha...

The professor made sure that we the students knew the course material, where to look for it beyond lecturing us on it. She was very accessible, and naturally inclined to be kindly helpful. She even stayed after the class is over to help students. Basically, we the students chose the medium and time whenever we seek help. The professor made sure to clearly layout the rubric in use and that I think made it easier, for instance, in building the Canvas and website assignments.

N/A

Q10b - 10b. If you wish, make suggestions about the changes in the course or the way it is taught that would in your estimation enhance student learning.

10b. If you wish, make suggestions about the changes in the course or the w...

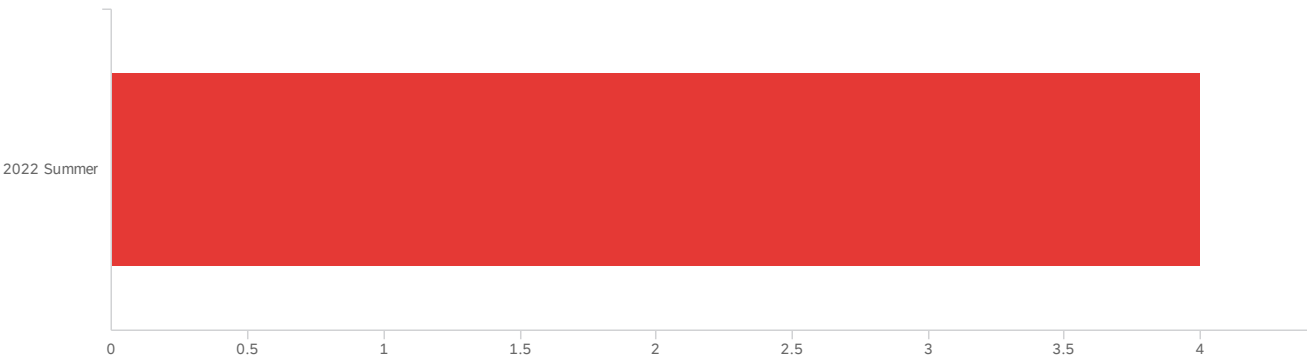
N/A


Q10c - 10c. If you wish, make additional comments or suggestions below.

10c. If you wish, make additional comments or suggestions below.

N/A

Term

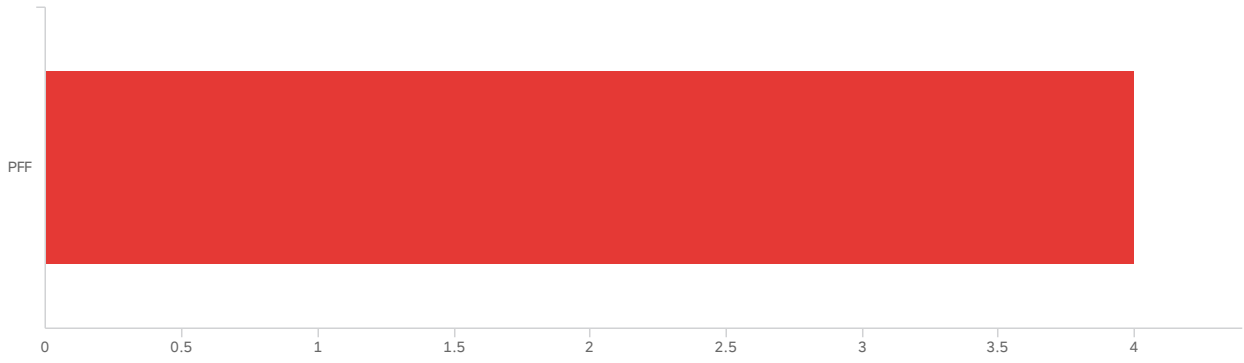



Data source misconfigured for this visualization.

#	Field	Choice Count
2022 Summer	2022 Summer	100.00% 4

Showing rows 1 - 1 of 1

Subject

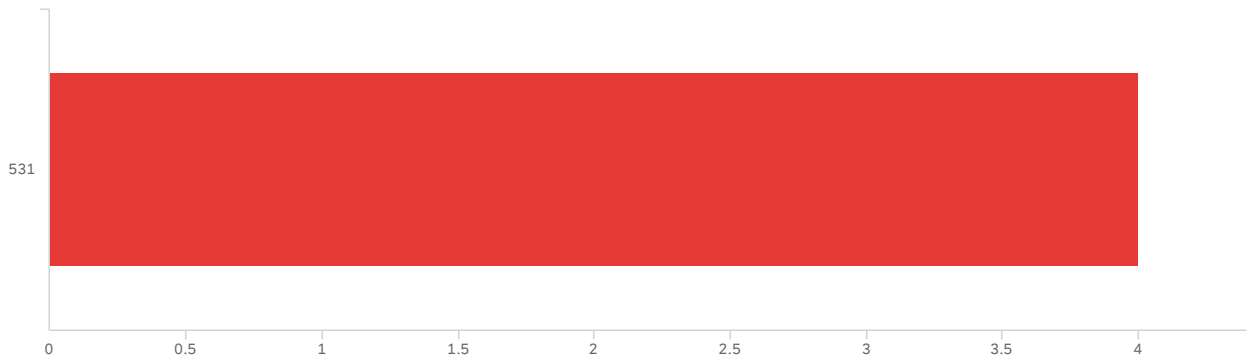




Data source misconfigured for this visualization.

#	Field	Choice Count
PFF	PFF	100.00% 4

Showing rows 1 - 1 of 1

Catalog

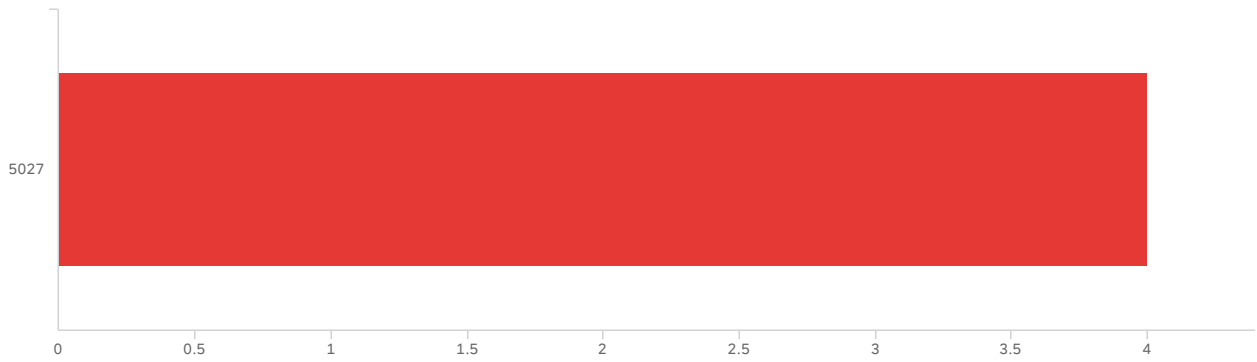



Data source misconfigured for this visualization.

#	Field	Choice Count
531	531	100.00% 4

Showing rows 1 - 1 of 1

ClassNbr

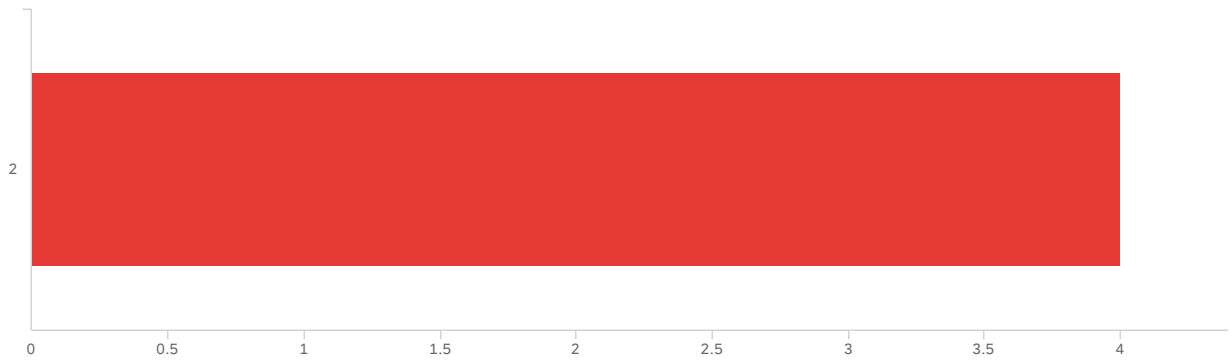




Data source misconfigured for this visualization.

#	Field	Choice Count
5027	5027	100.00% 4

Showing rows 1 - 1 of 1

Section

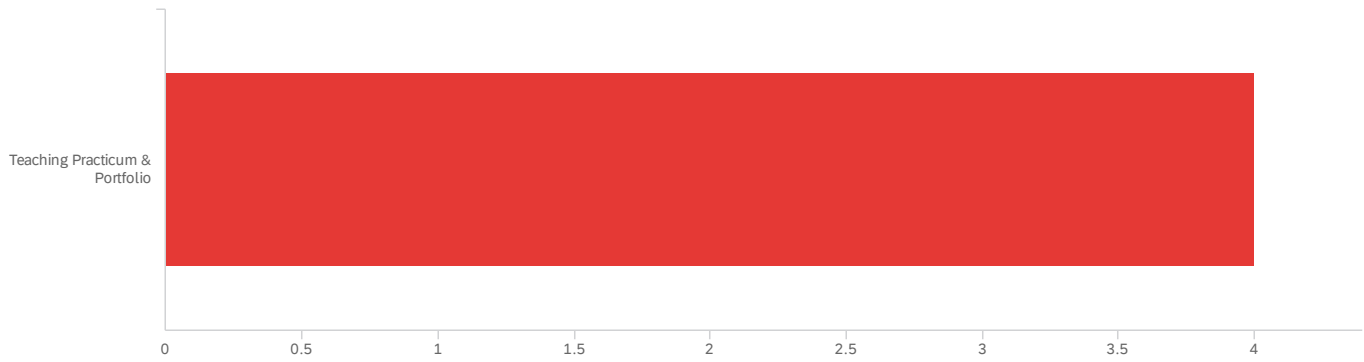



Data source misconfigured for this visualization.

#	Field	Choice Count
2	2	100.00% 4

Showing rows 1 - 1 of 1

CourseDescr




Data source misconfigured for this visualization.

#	Field	Choice Count
	Teaching Practicum & Portfolio	100.00% 4

Showing rows 1 - 1 of 1